




A MEMBER OF THE **ESTUN** GROUP

# TRIO MOTION TECHNOLOGY **DX4 SERVO PACKAGES**



THE MOTION SPECIALIST

# DX4 200V Servo Solutions

The DX4 Servo drive and motor system...  
Everything you need, nothing more!

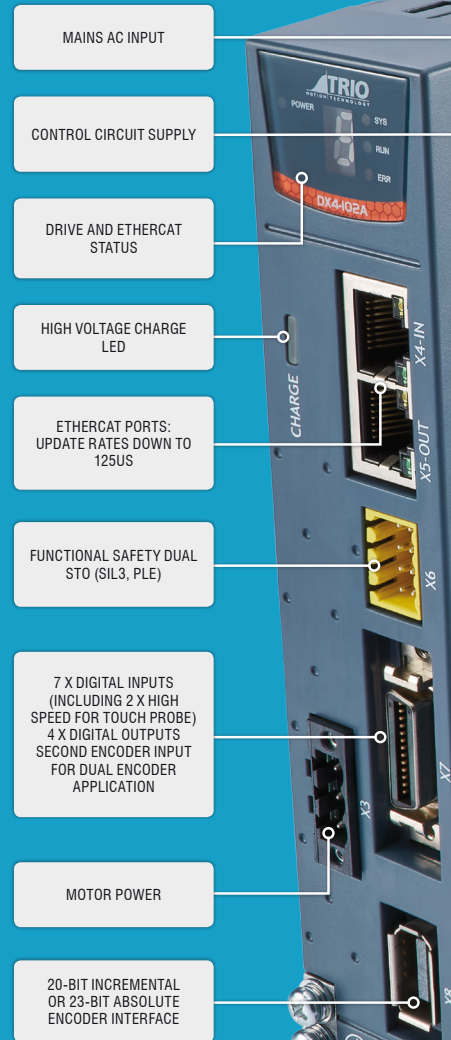
Introducing DX4, our all new servo drive and motor packages that provide performance and dependability. Optimised in every detail to do more with less and with features to deliver scalable servo-based solutions in demanding motion centric machine automation.

DX4 servo drives and matched motor packages provide performance and dependability machinery designers expect, and additionally are optimized in every detail to 'do more with less'. This philosophy is achieved by tightly integrated drive control and axis functions within the motion controller and seamless integration within the software tool *Motion Perfect*. By providing optimal functionality at drive level and system level expansion at controller level, DX4 provides an everything needed without added complexity. System level scalable servo-based solutions can be solved thanks to deterministic real-time performance of EtherCAT, adding hardware at network level as needed and combined with Trio motion expertise in demanding motion-centric machine automation.

Designed to work seamlessly with Trio's EtherCAT controllers, DX4 is fully integrated into Trio's application development tool, *Motion Perfect*, our single software environment for system planning, configuration virtualisation and machine programming.

Your system needs can easily be scaled within our Trio solution architecture, through our range of *Motion Coordinators* and high performance of EtherCAT distributed Flexslice I-O systems, adding function where it is needed, as it is needed, simplifying the drive system for optimal motion centric machine applications.

With a focus on ease of use, and electronic name plate function, the DX4 solution minimizes setup time allowing you to focus on your application.



- \* Drive and *Motion Coordinator* fully integrated into *Motion Perfect*
- \* Matched with MX motor range of low and medium inertia motors
- \* Internal drive protection functions
- \* Comprehensive tuning technology including: Auto-tuning function, adaptive vibration suppression, friction compensation
- \* Field upgradable firmware
- \* Electronic nameplate motor identification for simplified drive set-up

# DX4 200V Servo Solutions

Frame sizes to suit all requirements

**50W - 400W**

DX4-1A5A  
DX4-101A  
DX4-102A  
DX4-104A

**750W - 1.5kW**

DX4-108A  
DX4-110A  
DX4-115A

**2kW - 3kW**

DX4-120A  
DX4-130A

DX4 comes in power ratings from 50W to 3kW matched with the MX series motors it offers a high-dynamic performance, and high-precision with absolute 23-bit encoder and electronic nameplate to simplify configuration for machine solutions.



# TRIO PRODUCTS

## 200V System Solutions

Motion Optimised Automation Package



### EtherCAT Motion Coordinator

The *Motion Coordinator* system allows you to control up to 128 servo or stepper motors with Digital I/O and additional equipment such as HMI's all controlled from a single master. Our controllers can be coupled with the EtherCAT Flexslice range of fast flexible compact I/O expansion that can even be used with 3rd party masters.



### DX4 200V Servo Drive Range

Drive and *Motion Coordinator* fully integrated into *Motion Perfect* .

Compact size.

Zero stacking gap installation.

200V ac from 50W up to 3kW.

350% overload capability.

Matched with MX motor range of low and medium inertia motors.



### MXL Low and MXM Medium Inertia Motors

Low and medium inertia options to match the load.

23-bit absolute multi-turn (battery option required) offers tighter control and eliminates homing cycles.

Pre-made cables with in-line battery option (absolute encoder).

IP65 rated connectors.

# Motion Perfect 200V Servo Solutions

## Design, Develop, Test, Deploy and Secure

*Motion Perfect 5* enhances the programming experience for the *Motion Coordinator* and *DX4*.

This new release has been improved to make setup, diagnostics and commissioning even more straight-forward. Built on Trio's **Motion-iX** core technology, it provides the user with a re-designed easy to understand interface for rapid application development, controller and drive configuration and monitoring of functions.

The commissioning of your drives is made simple with a series of Device Configuration Screens allowing access to status information and diagnostics at a glance. Network configuration is just as easy and includes a selection of pre-defined EtherCAT profiles or custom EtherCAT profiles can be designed using a checkbox interface.

The oscilloscope tool allows simulation and visualisation of up to 8 drive parameters.

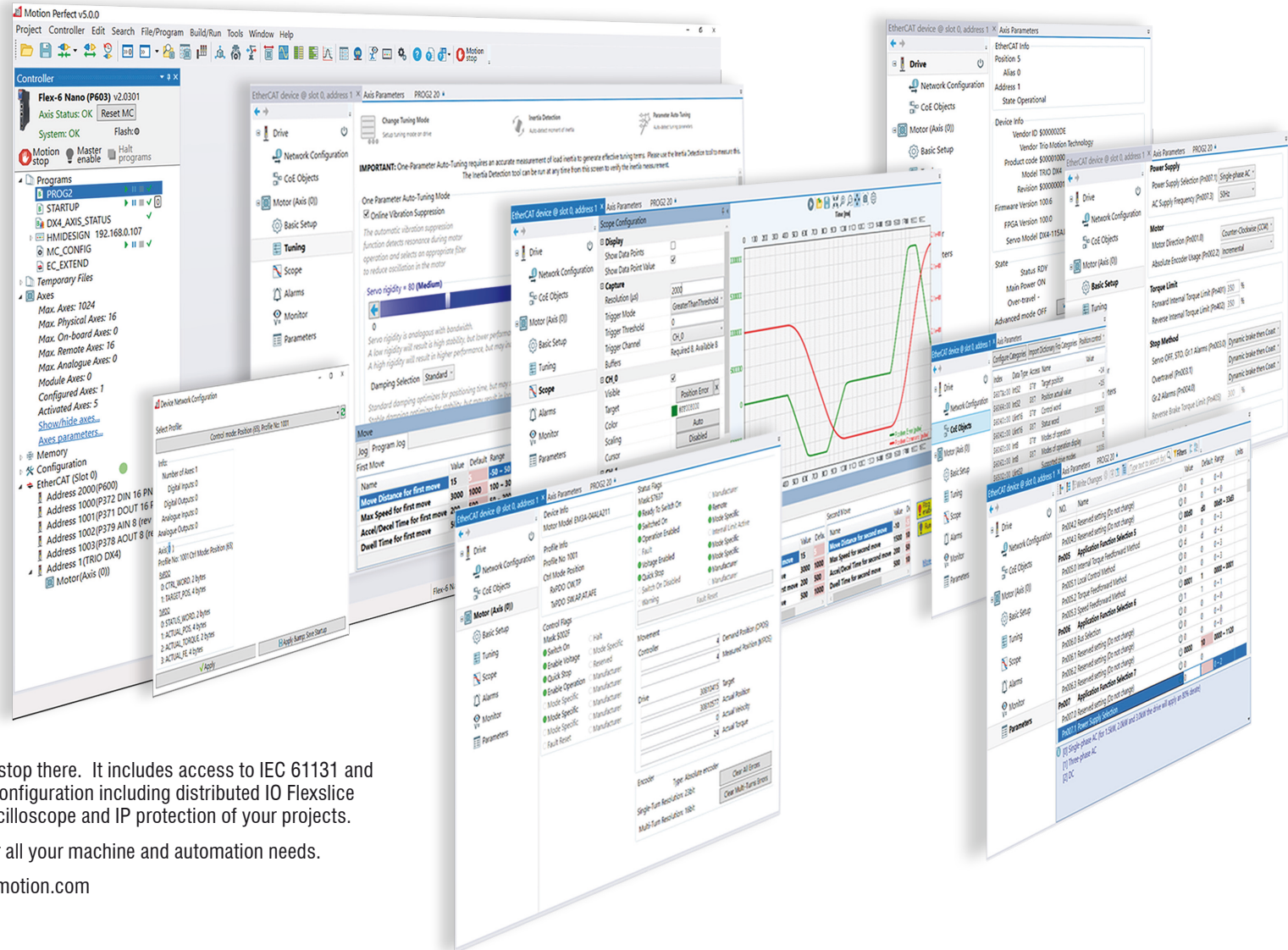
All motor axes can be detected, setup, monitored and controlled in real-time from the easy to use dialogue windows.

Tuning is catered for using a choice of three modes: Tuningless, One Parameter Auto Tuning and Manual Tuning. Whichever mode is chosen, *Motion Perfect* adapts the Intelligent screen to allow full access to the tuning tools.

The integration of *DX4* and *Motion Perfect* doesn't stop there. It includes access to IEC 61131 and PLCopen and our robotics solution; RPS, system configuration including distributed IO Flexslice systems, advanced visualisation including a 3D oscilloscope and IP protection of your projects.

All this and more makes *Motion Perfect* the tool for all your machine and automation needs.

Download and try *Motion Perfect 5* FREE from [triomotion.com](http://triomotion.com)



# APPLICATION SOLUTIONS

## 200V Servo Solutions

Scalable System Solutions for Machinery OEMs

### Factory Automation

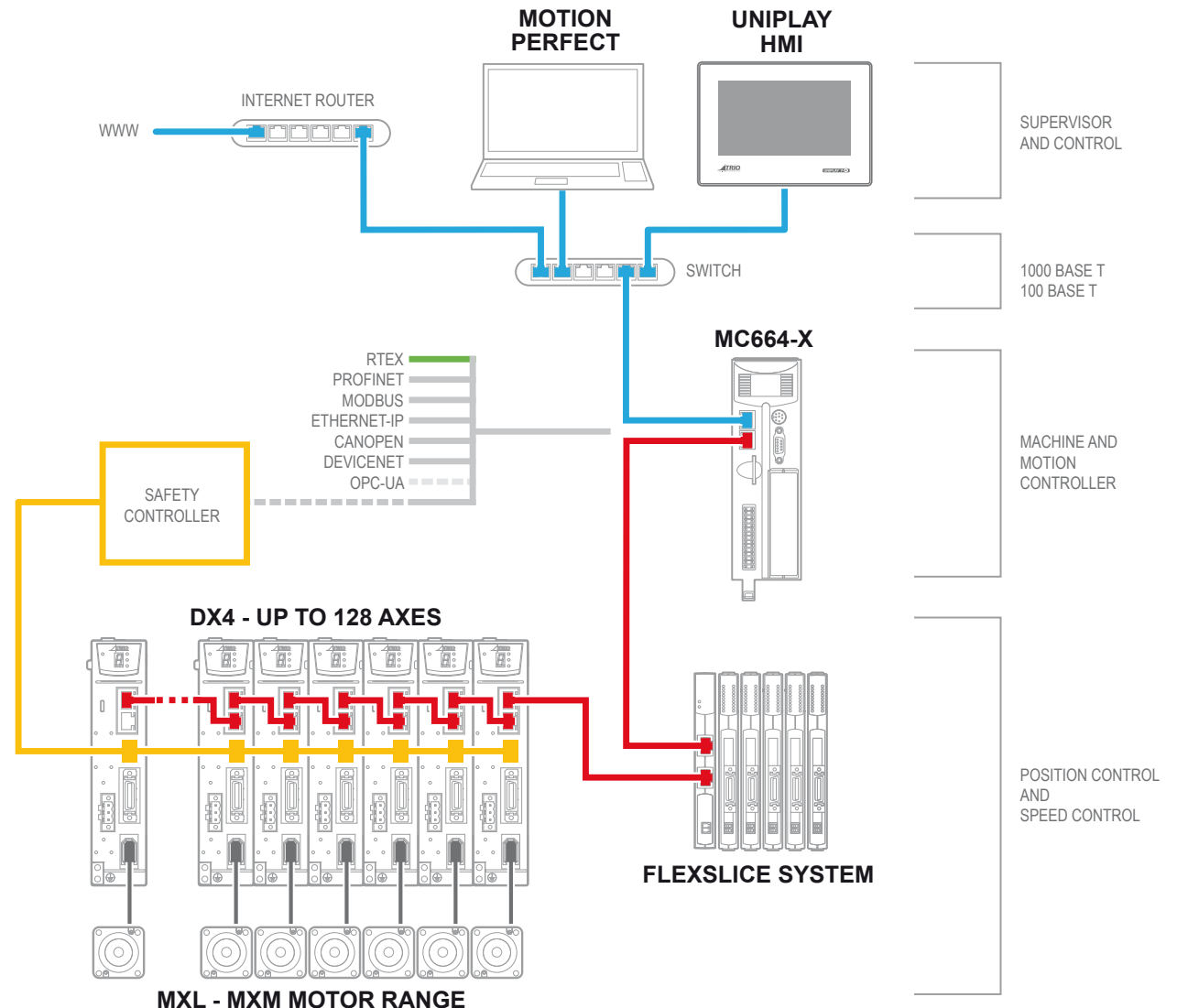
Communicate on all major Ethernet Technologies and Fieldbus level networks.

### Automation Packages for Machine Control

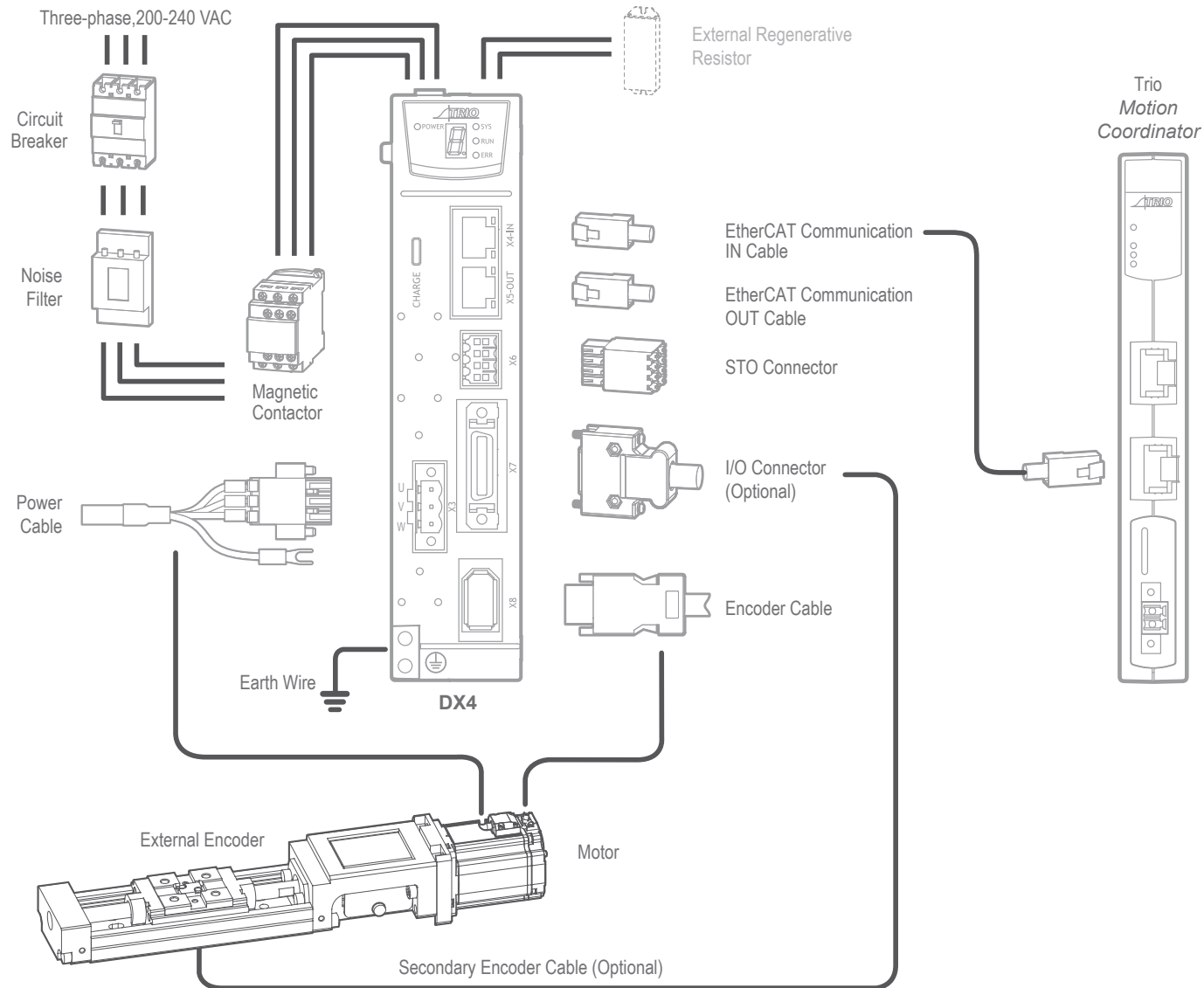
Scalable Control Architectures.  
Open Communications and Tools.  
Safety.

### Motion Control Range

*Motion Coordinator* with scalable CPU performance.  
Packaged Servo Offering.  
Modular Decentralised IO Systems:  
Digital / Analogue IO, Stepper & Servo axes, Temperature Control and more.



# DX4 Wiring Solution Example



# DX4 200V Servo Solutions

## Specification

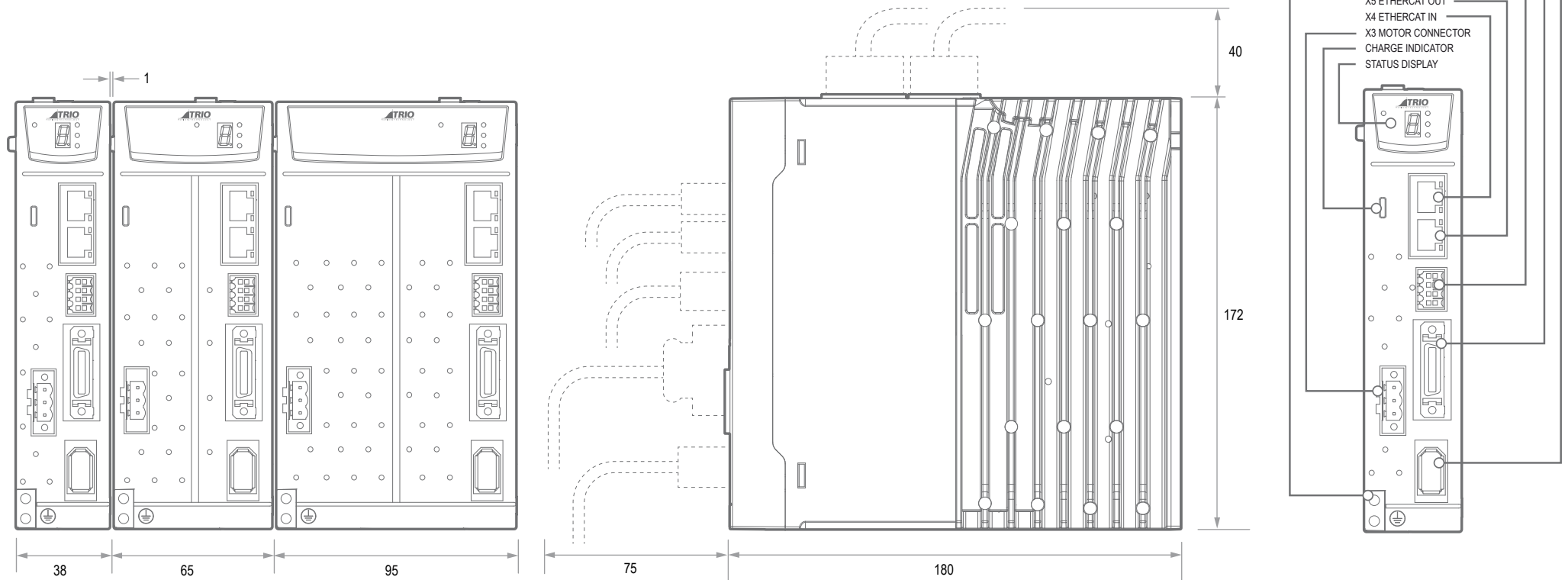
| Drive Model: DX4-                       |                                  | 1A5A   | 101A | 102A | 104A | 108A | 110A | 115A | 120A | 130A |
|---|----------------------------------|--|------|------|------|------|------|------|------|------|
| Continuous Output Current [Arms]        |                                  | 0.9  | 1.1  | 1.5  | 2.9  | 5.1  | 6.9  | 8.2  | 11.3 | 16   |
| Instantaneous Max Output Current [Arms] |                                  | 3.3  | 4    | 5.8  | 11.5 | 19.5 | 21   | 24.6 | 33.9 | 54   |
| Power Supply Capacity [kVA]             | Single-phase                     | 0.2  | 0.3  | 0.6  | 1.2  | 1.9  | 2.6  | 4    | -    | -    |
|   | Three-phase                      | 0.2  | 0.3  | 0.5  | 0.9  | 1.6  | 2    | 3    | 3.5  | 4.5  |
| Power Supply                            | Main Circuit                     | Single-phase or Three-phase 200V ac to 240V ac.<br>• -15% to +10%, 50Hz or 60Hz<br>270V dc to 324V dc.<br>• -15% to +10%<br>DX4-115* is de-rated to 1.2kW when used with a single-phase supply.<br>DX4-120* and DX4-130* can only be used with a three-phase supply.   |      |      |      |      |      |      |      |      |
|   | Control Circuit                  | Single-phase 200V ac to 240V ac • -15% to +10%, 50Hz or 60Hz<br>270V dc to 324V dc. • -15% to +10%   |      |      |      |      |      |      |      |      |
| Control Method                          |                                  | SVPWM  |      |      |      |      |      |      |      |      |
| Feedback                                |                                  | Serial encoder:<br>• 20-bit single-turn incremental encoder.<br>• 23-bit single-turn, 16-bit multi-turn absolute encoder.  |      |      |      |      |      |      |      |      |
| Environmental Conditions                | Temperature                      | Ambient temperature: -5°C to 55°C (recommended max ambient temperature not below 40° for zero stacking installation).<br>Storage temperature: -20°C to +85°C   |      |      |      |      |      |      |      |      |
|   | Humidity                         | Both operating and storage: 5% to 95% (with no condensation).  |      |      |      |      |      |      |      |      |
|   | Protection Class                 | IP20   |      |      |      |      |      |      |      |      |
|   | Altitude                         | 1,000m or less   |      |      |      |      |      |      |      |      |
|   | Vibration Resistance             | 4.9m/s <sup>2</sup>  |      |      |      |      |      |      |      |      |
|   | Shock Resistance                 | 19.6m/s <sup>2</sup>   |      |      |      |      |      |      |      |      |
|   | Power System                     | TN System  |      |      |      |      |      |      |      |      |
| Mounting                                |                                  | Base-mounted   |      |      |      |      |      |      |      |      |
| Performance                             | Speed Control Range              | 1:5000   |      |      |      |      |      |      |      |      |
|   | Coefficient of Speed Fluctuation | ±0.01% of rated speed max. (For a load fluctuation of 0% to 100%)  |      |      |      |      |      |      |      |      |
|   |                                  | 0% of rated speed max. (For a rated Voltage fluctuation of ±10%)<br>±0.1% of rated speed max. (For a temperature fluctuation of 25°C ±25°C)  |      |      |      |      |      |      |      |      |
| I/O Signals                             | Second Encoder Input             | Supports A, B, and Z TTL differential type sensor signal. Maximum line frequency of 500kHz.  |      |      |      |      |      |      |      |      |
|   | Input Signals                    | Allowable voltage range: 24V dc ±20%<br>Number of input points: 7 (2 for high-speed optocoupler inputs, fixed as Touch Probe)<br>Touch Probe Signals: TP1 (Touch Probe 1), TP2 (Touch Probe 2).<br>All other inputs are general purpose but can be assigned specific functions during commissioning. These inputs can also be inverted so act as active-low. |      |      |      |      |      |      |      |      |
|   |                                  | Allowable Voltage range: 5V dc to 30V dc<br>Number of output points: 4   |      |      |      |      |      |      |      |      |
|   | Output Signals                   | All outputs are general purpose but can be assigned specific functions during commissioning. These outputs can also be inverted so act as active-low.  |      |      |      |      |      |      |      |      |

| Drive Model: DX4-           |                                     | 1A5A  | 101A | 102A | 104A | 108A | 110A | 115A | 120A | 130A |
|-----------------------------|-------------------------------------|---|------|------|------|------|------|------|------|------|
| EtherCAT Communications     | Applicable Communications Standards | IEC 61158 Type12, IEC 61800-7 CiA402 Drive Profile  |      |      |      |      |      |      |      |      |
|                             | Physical Layer                      | 100BASE-TX (IEEE802.3)  |      |      |      |      |      |      |      |      |
|                             | Communications Connectors           | X4-IN (RJ45): EtherCAT signal input connector<br>X5-OUT (RJ45): EtherCAT signal output connector  |      |      |      |      |      |      |      |      |
|                             | Cable                               | Category 5, Shielded/Foiled Twisted Pairs (CAT5e SF/UTP)  |      |      |      |      |      |      |      |      |
|                             | Sync Manager                        | SM0: Mailbox output, SM1: Mailbox input, SM2: Process data output, and SM3: Process data input  |      |      |      |      |      |      |      |      |
|                             | FMMU                                | FMMU 0: Mapped in process data output (RxPDO) area.<br>FMMU 1: Mapped in process data input (TxPDO) area.<br>FMMU 2: Mapped to mailbox status.          |      |      |      |      |      |      |      |      |
|                             | EtherCAT Commands (Data Link Layer) | APRD, FPRD, BRD, LRD, APWR, FPWR, BWR, LWR, ARMW, FRMW (APRW, FPRW, BRW, and LRW commands are not supported.)   |      |      |      |      |      |      |      |      |
|                             | Process Data                        | Assignments can be changed with PDO mapping.  |      |      |      |      |      |      |      |      |
|                             | MailBox (CoE)                       | Emergency messages, SDO requests, SDO responses.  |      |      |      |      |      |      |      |      |
|                             | Distributed Clocks                  | Free-Run Mode and DC Mode (Can be switched). Applicable DC cycles: 125 µs to 8 ms   |      |      |      |      |      |      |      |      |
| Slave Information Interface | 256 bytes (read-only)               |   |      |      |      |      |      |      |      |      |
| CiA402 Drive Profile        |                                     | Cyclic Synchronous Position Mode<br>Cyclic Synchronous Velocity Mode<br>Cyclic Synchronous Torque Mode<br>Touch Probe Function<br>Torque Limit Function |      |      |      |      |      |      |      |      |
| Display                     |                                     | One 7-segment LED   |      |      |      |      |      |      |      |      |
| Indicator Lamps             |                                     | CHARGE, POWER, RUN, SYS, ERR, L/A IN, L/A OUT   |      |      |      |      |      |      |      |      |
| Regenerative Processing     |                                     | DX4-1A5*, DX4-101*, DX4-102* and DX4-104* must connect an external regenerative resistor.<br>Other models are built in.                                 |      |      |      |      |      |      |      |      |
| Protective Functions        |                                     | Overcurrent, Overvoltage, Undervoltage, Overload, Regeneration Error, Overspeed, etc.   |      |      |      |      |      |      |      |      |
| Utility Functions           |                                     | Alarm history, Jogging, Load inertia identification, Auto-Tuning, etc.  |      |      |      |      |      |      |      |      |
| Safe Torque Off             |                                     | According to IEC 61800-5-2. Cat.4, PLe according to ISO 13849-1, SIL3 according to IEC 61508, IEC 62061.  |      |      |      |      |      |      |      |      |



# DX4 200V Servo Solutions

## Dimensions



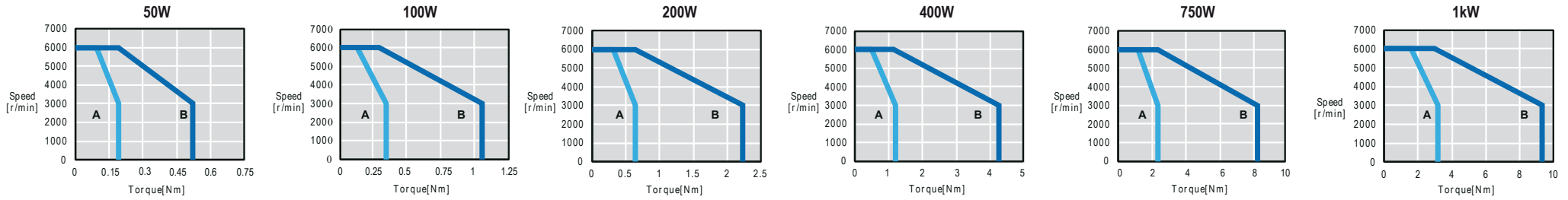
- DX4-1A5A      DX4-108A      DX4-120A
- DX4-101A    DX4-110A      DX4-130A
- DX4-102A    DX4-115A
- DX4-104A

| Product  | Output Power | Height (mm) | Width (mm) | Depth (mm) |
|----------|--------------|-------------|------------|------------|
| DX4-1A5A | 50W          | 172         | 38         | 180        |
| DX4-101A | 100W         | 172         | 38         | 180        |
| DX4-102A | 200W         | 172         | 38         | 180        |
| DX4-104A | 400W         | 172         | 38         | 180        |
| DX4-108A | 750W         | 172         | 65         | 180        |
| DX4-110A | 1kW          | 172         | 65         | 180        |
| DX4-115A | 1.5kW        | 172         | 65         | 180        |
| DX4-120A | 2kW          | 172         | 95         | 180        |
| DX4-130A | 3kW          | 172         | 95         | 180        |

All Models : Voltage = 200V ac

# MXL Motors

## Low Inertia High Speed (MXL) Servo Motors



A: Continuous Working Area    B: Repeatedly Working Area

### AT A GLANCE

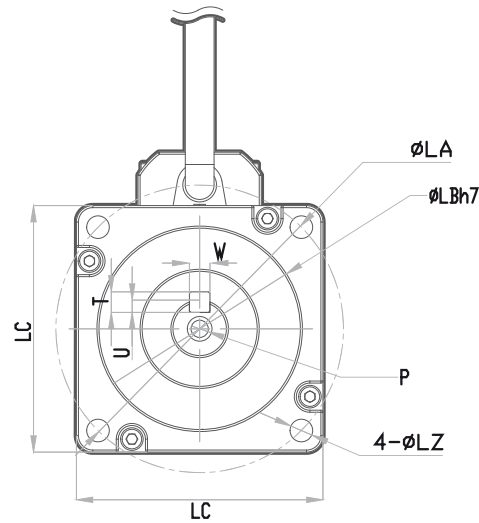
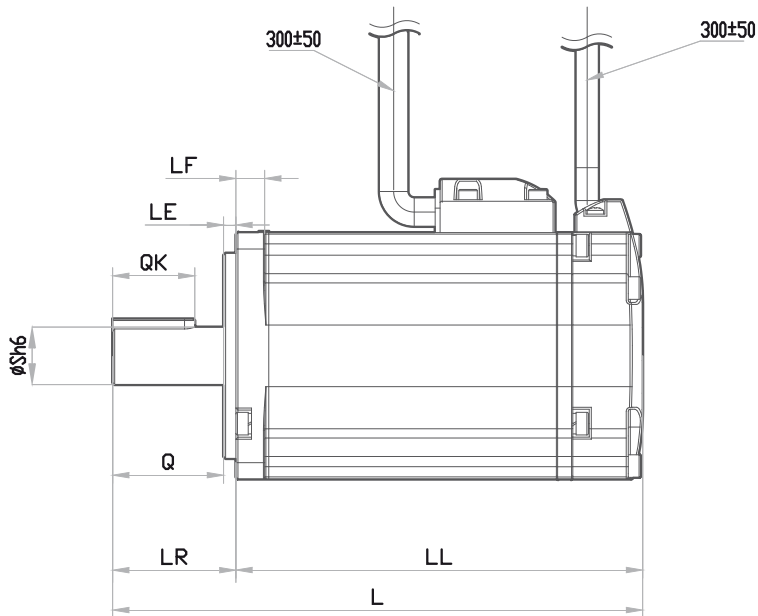
- ★ Choose motor to match the load and dynamics, inertia, brake / no brake
- ★ 23-bit Absolute high performance encoders
- ★ IP65 rated
- ★ Oil seal as standard
- ★ 200V ac supply Voltage



| Servo Motor Detail        |   | 50W   | 100W               | 200W             | 400W             | 750W            | 1kW            |
|---------------------------|---|---|--------------------|------------------|------------------|-----------------|----------------|
| Rated Output              | kW  | 0.05  | 0.1                | 0.2              | 0.4              | 0.75            | 1              |
| Rated Torque              | N·m   | 0.159   | 0.318              | 0.63             | 1.27             | 2.39            | 3.18           |
| Instantaneous Peak Torque | N·m   | 0.557   | 1.11               | 2.21             | 4.45             | 8.37            | 9.55           |
| Rated Current             | Arms  | 0.9   | 1.1                | 1.5              | 2.9              | 5.1             | 6.9            |
| Instantaneous Max current | Arms  | 3.3   | 4.0                | 5.8              | 11.5             | 19.5            | 21.0           |
| Rated Speed               | r/min                                       | 3000  |                    |                  |                  |                 |                |
| Max. Speed                | r/min                                       | 6000  |                    |                  |                  |                 |                |
| Rotor Moment of Inertia   | $\times 10^{-4} \text{kg} \cdot \text{m}^2$ | 0.023<br>(0.0268)   | 0.0428<br>(0.0465) | 0.147<br>(0.179) | 0.244<br>(0.276) | 0.909<br>(1.07) | 1.14<br>(1.30) |
| Weight                    | kg  | 0.368<br>(0.588)  | 0.491<br>(0.696)   | 0.9<br>(1.3)     | 1.3<br>(1.7)     | 2.6<br>(3.2)    | 3.1<br>(3.8)   |
| Brake Rated Voltage       |   | DC24V $\pm$ 10%   |                    |                  |                  |                 |                |
| Brake Rated Power         | W   | 4.0   |                    | 7.4              |                  | 9.6             |                |
| Brake Rated Torque        | Nm  | 0.32  |                    | 1.5              |                  | 3.2             |                |
| Encoder                   |   | 20-bit Incremental Encoder 1048576 P/R; 23-bit Absolute Encoder 8388608P/R  |                    |                  |                  |                 |                |
| Insulation Class          |   | F   |                    |                  |                  |                 |                |
| Ambient Temperature       |   | 0 ~ +40°C (No freezing)   |                    |                  |                  |                 |                |
| Ambient Humidity          |   | 20%~80% RH (No condensing)  |                    |                  |                  |                 |                |
| Vibration                 |   | Vibration: Dynamic $\leq 49 \text{m/s}^2$ 5G; Static $\leq 24.5 \text{m/s}^2$ ; Shock: $\leq 98 \text{m/s}^2$ (10G) |                    |                  |                  |                 |                |
| Enclosure                 |   | Totally Enclosed, Self-cooled, IP65   |                    |                  |                  |                 |                |

Note: The data inside parenthesis represents the values with brake.

# MXL Motors



The MXL family of servo motors include solutions with absolute or incremental encoders, are suitable for application speeds up to 6000 rpm, include variants with an integrated brake.

Low inertia allows very fast response times and these motors develop a very high torque despite their small size. In combination with our servo drives, they are ideal for applications with high dynamic responses and fast and precise positioning.



| POWER | MXL-     | L             | LL            | Flange Side |     |    |    |    |    |     |    | S     | Threaded hole x Depth | Key |   |     |      |  |
|-------|----------|---------------|---------------|-------------|-----|----|----|----|----|-----|----|-------|-----------------------|-----|---|-----|------|--|
|       |          |               |               | LR          | LE  | LF | LC | LA | LB | LZ  | QK |       |                       | W   | T | U   | Q    |  |
| 50W   | A5A0430L | 87.5 (121)    | 62.5 (96)     | 25          | 2.5 | 5  | 40 | 46 | 30 | 4.3 | 8  | M3X6  | 14                    | 3   | 3 | 1.8 | 22.5 |  |
| 100W  | 01A0430L | 103.5 (137)   | 78.5 (112)    | 25          | 2.5 | 5  | 40 | 46 | 30 | 4.3 | 8  | M3X6  | 14                    | 3   | 3 | 1.8 | 22.5 |  |
| 200W  | 02A0630L | 108 (137)     | 78 (107)      | 30          | 3   | 7  | 60 | 70 | 50 | 5.5 | 14 | M5X12 | 20                    | 5   | 5 | 3   | 27   |  |
| 400W  | 04A0630L | 129 (158)     | 99 (128)      | 30          | 3   | 7  | 60 | 70 | 50 | 5.5 | 14 | M5X12 | 20                    | 5   | 5 | 3   | 27   |  |
| 750W  | 08A0830L | 141 (184)     | 111 (144)     | 40          | 3   | 8  | 80 | 90 | 70 | 6.6 | 19 | M6X12 | 25                    | 6   | 6 | 3.5 | 37   |  |
| 1kW   | 10A0830L | 155 (198)     | 125 (158)     | 40          | 3   | 8  | 80 | 90 | 70 | 6.6 | 19 | M6X12 | 25                    | 6   | 6 | 3.5 | 37   |  |
| 200W  | 02A0630F | 126.5 (155.5) | 96.5 (125.5)  | 30          | 3   | 7  | 60 | 70 | 50 | 5.5 | 14 | M5X12 | 20                    | 5   | 5 | 3   | 27   |  |
| 400W  | 04A0630F | 147.5 (176.5) | 117.5 (146.5) | 30          | 3   | 7  | 60 | 70 | 50 | 5.5 | 14 | M5X12 | 20                    | 5   | 5 | 3   | 27   |  |
| 750W  | 08A0830F | 169.5 (202.5) | 129.5 (162.5) | 40          | 3   | 8  | 80 | 90 | 70 | 6.6 | 19 | M6X12 | 25                    | 6   | 6 | 3.5 | 37   |  |
| 1kW   | 10A0830F | 183.5 (216.5) | 143.5 (176.5) | 40          | 3   | 8  | 80 | 90 | 70 | 6.6 | 19 | M6X12 | 25                    | 6   | 6 | 3.5 | 37   |  |

Note: Numbers inside parentheses represents the values with brake.

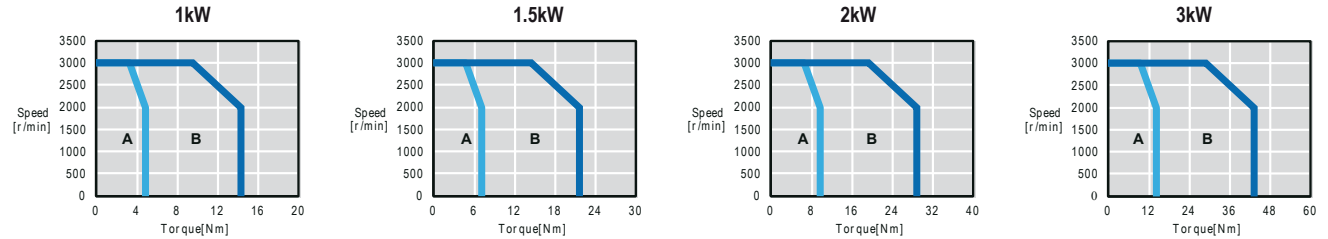
| MXL | - | Rated Power | Supply Voltage | Flange  | Rated Speed | Encoder      | Revision | Shaft End  | Option Parts    | Connector Type |
|-----|---|-------------|----------------|---------|-------------|--------------|----------|------------|-----------------|----------------|
| A5  |   | 50W         | A              | 04 40mm | 30 3000 RPM | F 20-bit inc | A -      | 2 With key | 2 With oil seal | 2 Water proof  |
| 01  |   | 100W        |                | 06 60mm |             | L 23-bit abs |          |            | 4 With oil seal |                |
| 02  |   | 200W        |                | 08 80mm |             |              |          |            | With brake      |                |
| 04  |   | 400W        |                |         |             |              |          |            |                 |                |
| 08  |   | 750W        |                |         |             |              |          |            |                 |                |
| 10  |   | 1kW         |                |         |             |              |          |            |                 |                |

# MXM Motors

## Medium Inertia Medium Speed (MXM) Servo Motors

The MXM family of servo motors include solutions with absolute or incremental encoders, are suitable for application speeds up to 3000 rpm, include variants with an integrated brake.

Medium inertia allows fast response times and these motors develop a very high torque despite their small size. In combination with our servo drives, they are ideal for applications with high dynamic responses and fast and precise positioning.



A: Continuous Working Area B: Repeatedly Working Area

### AT A GLANCE

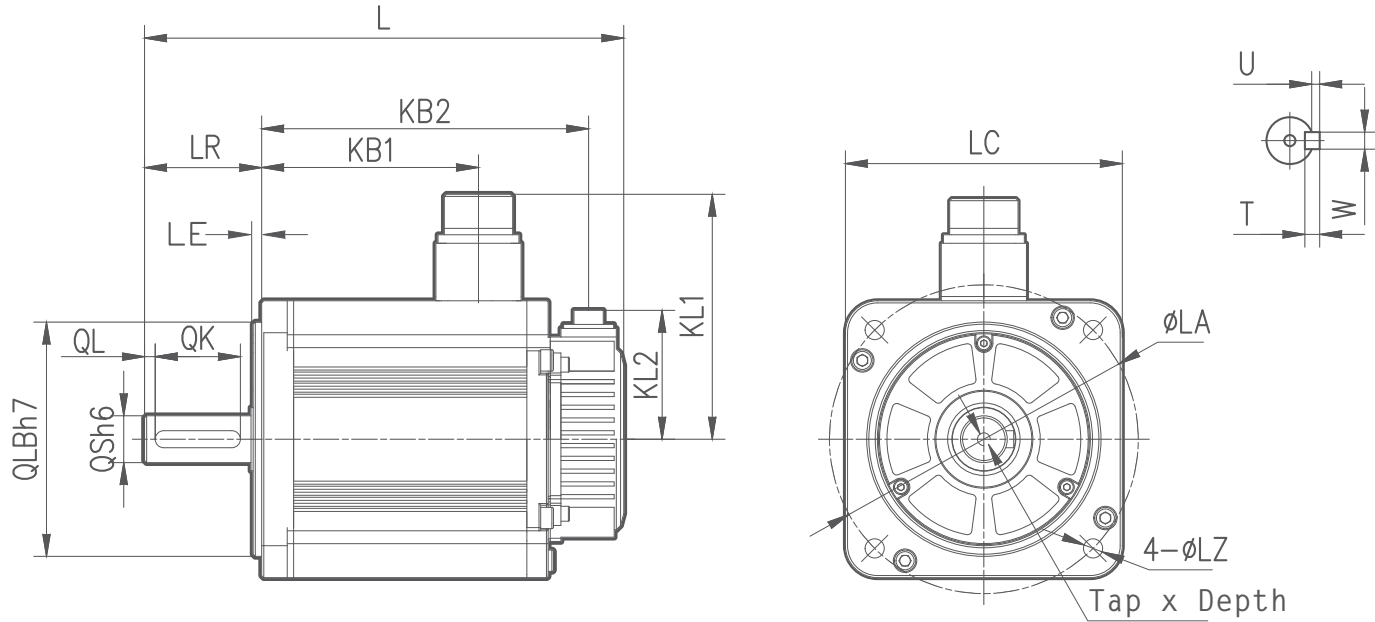
- \* Choose motor to match the load and dynamics, inertia, brake / no brake
- \* 20-bit Incremental or 23-bit Absolute high performance encoders
- \* IP65 rated
- \* Oil seal as standard
- \* 200V ac supply Voltage



| Servo Motor Detail        |   | 1kW  | 1.5kW          | 2kW            | 3kW              |
|---------------------------|---|--|----------------|----------------|------------------|
| Rated Output              | kW  | 1.0  | 1.5            | 2.0            | 3.0              |
| Rated Torque              | N·m   | 4.78   | 7.16           | 9.55           | 14.3             |
| Instantaneous Peak Torque | N·m   | 14.3   | 21.5           | 28.7           | 40               |
| Rated Current             | Arms  | 5.8  | 8.2            | 11.3           | 18.0             |
| Instantaneous Max current | Arms  | 17.4   | 24.6           | 33.9           | 54.0             |
| Rated Speed               | r/min                                       | 2000   |                |                |                  |
| Max. Speed                | r/min                                       | 3000   |                |                |                  |
| Rotor Moment of Inertia   | $\times 10^{-4} \text{kg} \cdot \text{m}^2$ | 13.2<br>(14.3)   | 18.4<br>(19.5) | 23.5<br>(24.6) | 41.3<br>(44.5)   |
| Weight                    | kg  | 7<br>(8.5)   | 8.9<br>(10.4)  | 10.8<br>(12.3) | 16.63<br>(20.23) |
| Brake Rated Voltage       |   | DC24V $\pm$ 10%  |                |                |                  |
| Brake Rated Power         | W   | 19.5   |                |                | 35               |
| Brake Rated Torque        | N·m   | 12   |                |                | 40               |
| Encoder                   |   | 20-bit Incremental Encoder 1048576 P/R; 23-bit Absolute Encoder 8388608P/R |                |                |                  |
| Insulation Class          |   | F  |                |                |                  |
| Ambient Temperature       |   | 0 ~ +40°C (No freezing)  |                |                |                  |
| Ambient Humidity          |   | 20%~80% RH (No condensing)   |                |                |                  |
| Vibration                 |   | 24.5m/s <sup>2</sup>   |                |                |                  |
| Enclosure                 |   | Self-cooled, IP65 (excluding Connecting Joint With Cable)                  |                |                |                  |

Note: The data inside parenthesis represents the values with brake.

# MXM Motors



| POWER | MXM-     | L              | LL             | KB1            | KB2            | KL1 | KL2  | Flange Side |     |    |     |     |       | S    | Threaded hole x Depth | Key   |    |    |    |   |   |  |
|-------|----------|----------------|----------------|----------------|----------------|-----|------|-------------|-----|----|-----|-----|-------|------|-----------------------|-------|----|----|----|---|---|--|
|       |          |                |                |                |                |     |      | LR          | LE  | LF | LC  | LA  | LB    |      |                       | LZ    | QK | QL | W  | T | U |  |
| 1kW   | 10A1320F | 203<br>(245.5) | 148<br>(190.5) | 80<br>(103.2)  | 131.5<br>(174) |     |      |             |     |    |     |     |       |      |                       |       |    |    |    |   |   |  |
| 1.5kW | 15A1320  | 225<br>(267.5) | 170<br>(212.5) | 102<br>(125.2) | 153.5<br>(196) | 117 | 60.5 | 55          | 4   | 12 | 130 | 145 | 110   | 9    | 22                    | M6×20 | 40 | 5  | 8  | 7 | 4 |  |
| 2kW   | 20A1320  | 247<br>(289.5) | 192<br>(234.5) | 124<br>(147.2) | 175.5<br>(218) |     |      |             |     |    |     |     |       |      |                       |       |    |    |    |   |   |  |
| 3kW   | 30A1820  | 307<br>(378)   | 228<br>(299)   | 143            | 203<br>(274)   | 140 | 79   | 79          | 3.2 | 18 | 180 | 200 | 114.3 | 13.5 | 35                    | M8×16 | 55 | 6  | 10 | 8 | 5 |  |

Note: Numbers inside parentheses represents the values with brake.

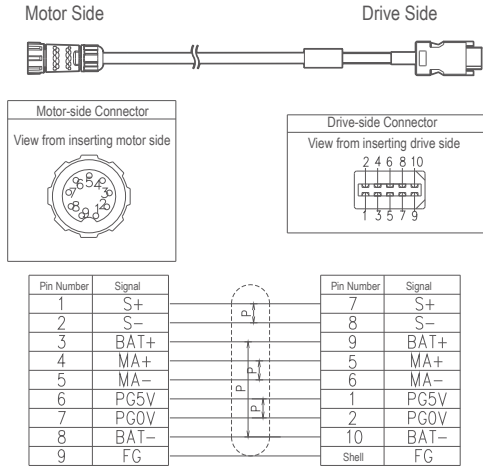


|            |   |  |                       |                      |                    |                              |                   |                  |  |                       |
|------------|---|--|-----------------------|----------------------|--------------------|------------------------------|-------------------|------------------|--|-----------------------|
| <b>MXM</b> | - | <b>Rated Power</b>                     | <b>Supply Voltage</b> | <b>Flange</b>        | <b>Rated Speed</b> | <b>Encoder</b>               | <b>Revision</b>   | <b>Shaft End</b> | <b>Option Parts</b>                              | <b>Connector Type</b> |
|            |   | 10 1kW<br>15 1.5kW<br>20 2kW<br>30 3kW | A 200VAC              | 13 130mm<br>18 180mm | 20 2000 RPM        | F 20-bit inc<br>L 23-bit abs | A -<br>B -<br>D - | 2 With key       | 2 With oil seal<br>4 With oil seal<br>With brake | 3 On motor            |

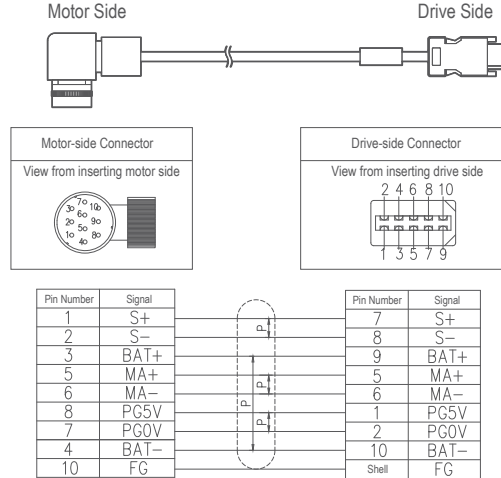
# CABLES

## Encoder Cables

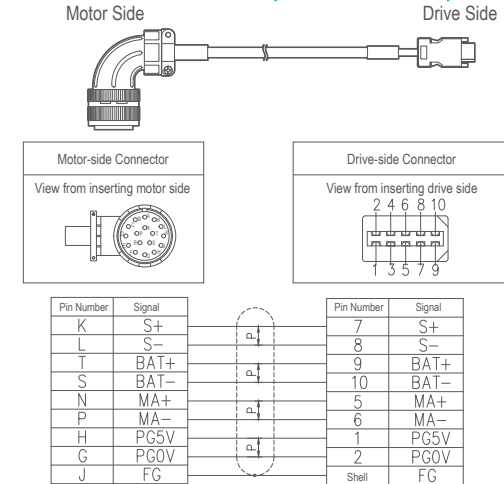
### MXL Motors (50W - 1kW) EC3S-I1724-XX (Inc Encoder)



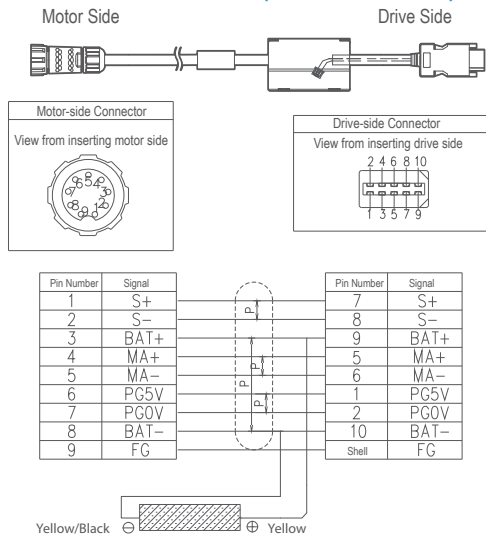
### MXM Motors (1kW - 2kW) EC3S-I1324-XX (Inc Encoder)



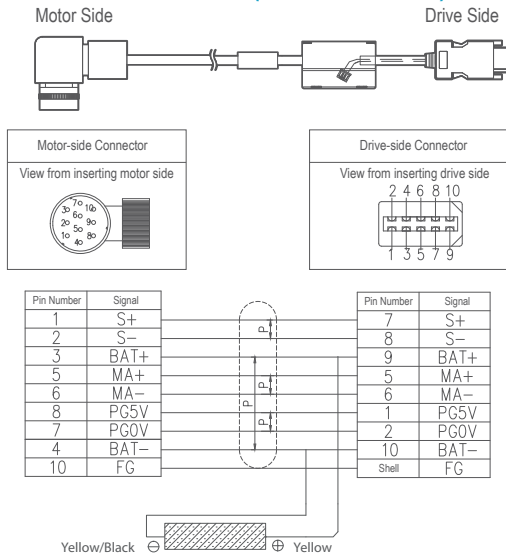
### MXM Motors (3kW) EC3S-I1424-XX (Inc Encoder)



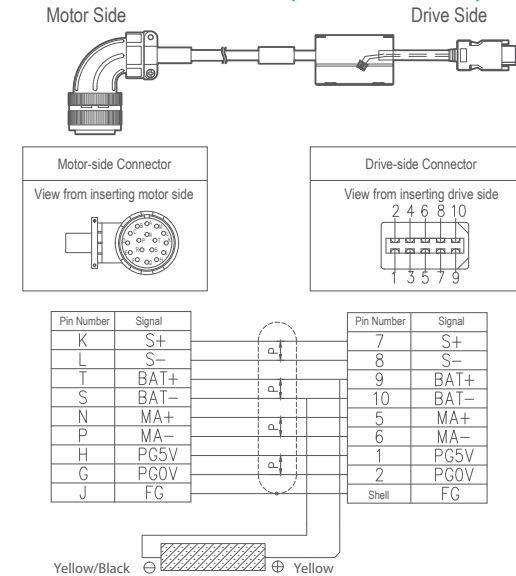
### EC3S-A1724-XX (Abs Encoder)



### EC3S-A1324-XX (Abs Encoder)



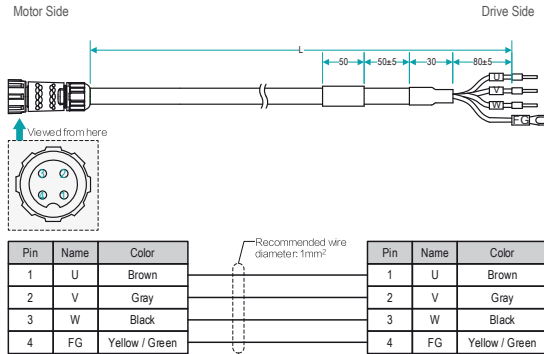
### EC3S-A1424-XX (Abs Encoder)



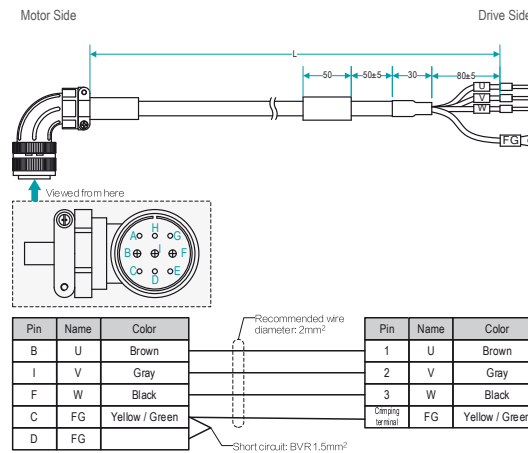
# CABLES

## Power Cables

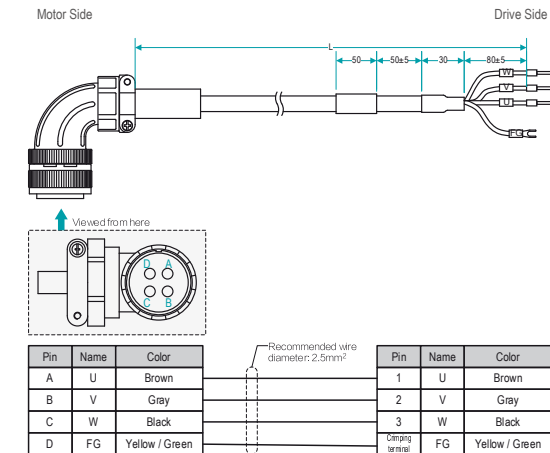
### MXL Motors (50W - 1kW) EC3P-N8718-XX (No Brake)



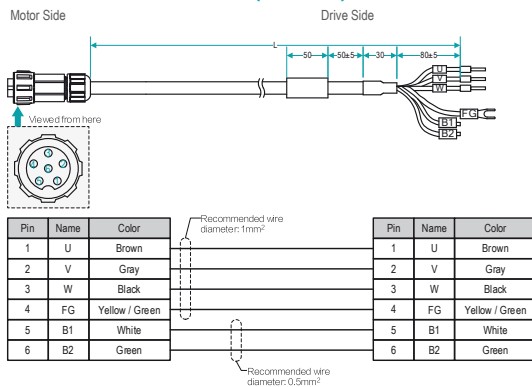
### MXM Motors (1kW - 2kW) EC3P-N9314-XX (No Brake)



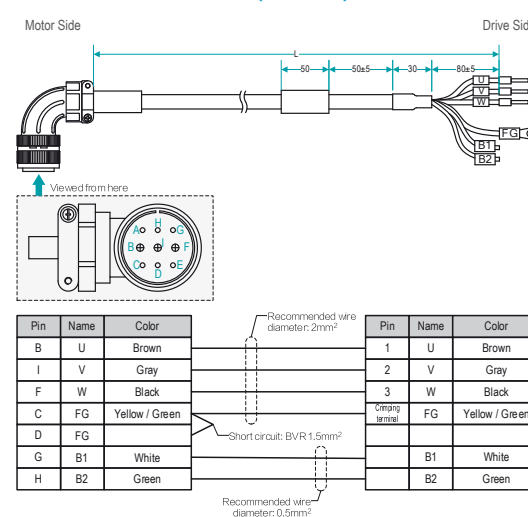
### MXM Motors (3kW) EC3P-N9413-XX (No Brake)



### EC3P-B8718-XX (Brake)



### EC3P-B9314-XX (Brake)



### Power Cable With Brake

Brake cable for the 3kW MXM motor is separate to the motor power cable, the brake cable connector is available as part number **MC10-SP2S-S**.

# Selection Table

## 200V Servo Solutions

### Cable Part Numbers - MXL Motors

| Description   | Drive   |            | Motor   |                  | Encoder Cable                          |  | Motor Cable |                         |
|---|---------|------------|---------|------------------|--|--|-------------|-------------------------|
|   | Part No | Model      | Part No | Model            | Part No                                | Model  | Part No     | Model                   |
| 50W, No Brake, Abs Encoder, High Speed, Low Inertia     | D0108   | DX4-1A5AJA | M0758   | MXL-A5A0430LA222 | X0400-X0404 (inc)<br>X0405-X0409 (abs) | EC3S-I1724-RX-xx (inc)<br>EC3S-A1724-RX-xx (abs) | X0500-X0504 | EC3P-N8718-RX-xx        |
| 50W, With Brake, Abs Encoder, High Speed, Low Inertia   |         |            | M0759   | MXL-A5A0430LA242 |  |  | X0505-X0509 | EC3P-B8718-RX-xx        |
| 100W, No Brake, Abs Encoder, High Speed, Low Inertia    | D0107   | DX4-101AJA | M0756   | MXL-01A0430LA222 | X0400-X0404 (inc)<br>X0405-X0409 (abs) | EC3S-I1724-RX-xx (inc)<br>EC3S-A1724-RX-xx (abs) | X0500-X0504 | EC3P-N8718-RX-xx        |
| 100W, With Brake, Abs Encoder, High Speed, Low Inertia  |         |            | M0757   | MXL-01A0430LA242 |  |  | X0505-X0509 | EC3P-B8718-RX-xx        |
| 200W, No Brake, Inc Encoder, High Speed, Low Inertia    | D0106   | DX4-102AJA | M0652   | MXL-02A0630FA222 | X0400-X0404                            | EC3S-I1724-RX-xx                                 | X0500-X0504 | EC3P-N8718-RX-xx        |
| 200W, With Brake, Inc Encoder, High Speed, Low Inertia  |         |            | M0653   | MXL-02A0630FA242 |  |  | X0505-X0509 | EC3P-B8718-RX-xx        |
| 200W, No Brake, Abs Encoder, High Speed, Low Inertia    |         |            | M0654   | MXL-02A0630LA222 | X0405-X0409                            | EC3S-A1724-RX-xx                                 | X0500-X0504 | EC3P-N8718-RX-xx        |
| 200W, With Brake, Abs Encoder, High Speed, Low Inertia  |         |            | M0655   | MXL-02A0630LA242 |  |  | X0505-X0509 | EC3P-B8718-RX-xx        |
| 400W, No Brake, Inc Encoder, High Speed, Low Inertia    | D0105   | DX4-104AJA | M0644   | MXL-04A0630FA222 | X0400-X0404                            | EC3S-I1724-RX-xx                                 | X0500-X0504 | EC3P-N8718-RX-xx        |
| 400W, With Brake, Inc Encoder, High Speed, Low Inertia  |         |            | M0645   | MXL-04A0630FA242 |  |  | X0505-X0509 | EC3P-B8718-RX-xx        |
| 400W, No Brake, Abs Encoder, High Speed, Low Inertia    |         |            | M0646   | MXL-04A0630LA222 | X0405-X0409                            | EC3S-A1724-RX-xx                                 | X0500-X0504 | EC3P-N8718-RX-xx        |
| 400W, With Brake, Abs Encoder, High Speed, Low Inertia  |         |            | M0647   | MXL-04A0630LA242 |  |  | X0505-X0509 | EC3P-B8718-RX-xx        |
| 750W, No Brake, Inc Encoder, High Speed, Low Inertia    | D0104   | DX4-108AJA | M0636   | MXL-08A0830FA222 | X0400-X0404                            | EC3S-I1724-RX-xx                                 | X0500-X0504 | EC3P-N8718-RX-xx        |
| 750W, With Brake, Inc Encoder, High Speed, Low Inertia  |         |            | M0637   | MXL-08A0830FA242 |  |  | X0505-X0509 | EC3P-B8718-RX-xx        |
| 750W, No Brake, Abs Encoder, High Speed, Low Inertia    |         |            | M0638   | MXL-08A0830LA222 | X0405-X0409                            | EC3S-A1724-RX-xx                                 | X0500-X0504 | EC3P-N8718-RX-xx        |
| 750W, With Brake, Abs Encoder, High Speed, Low Inertia  |         |            | M0639   | MXL-08A0830LA242 |  |  | X0505-X0509 | EC3P-B8718-RX-xx        |
| 1000W, No Brake, Inc Encoder, High Speed, Low Inertia   | D0103   | DX4-110AJA | M0628   | MXL-10A0830FA222 | X0400-X0404                            | EC3S-I1724-RX-xx                                 | X0500-X0504 | EC3P-N8718-RX-xx        |
| 1000W, With Brake, Inc Encoder, High Speed, Low Inertia |         |            | M0629   | MXL-10A0830FA242 |  |  | X0505-X0509 | EC3P-B8718-RX-xx        |
| 1000W, No Brake, Abs Encoder, High Speed, Low Inertia   |         |            | M0630   | MXL-10A0830LA222 | X0405-X0409                            | EC3S-A1724-RX-xx                                 | X0500-X0504 | EC3P-N8718-RX-xx        |
| 1000W, With Brake, Abs Encoder, High Speed, Low Inertia |         |            | M0631   | MXL-10A0830LA242 |  |  | X0505-X0509 | EC3P-B8718-RX-xx        |
|   |         |            |         |                  |  | RX:shielded, flexible                            |             | RX:unshielded, flexible |



# Selection Table

## 200V Servo Solutions

### Cable Part Numbers - MXM Motors

| Description  | Drive   |            | Motor       |                  | Encoder Cable |                       | Motor Cable          |                                 |
|--|---------|------------|-------------|------------------|---------------|-----------------------|----------------------|---------------------------------|
|  | Part No | Model      | Part No     | Model            | Part No       | Model                 | Part No              | Model                           |
| 1000W, No Brake, Inc Encoder, Medium Speed, Medium Inertia   | D0103   | DX4-110AJA | M0620       | MXM-10A1320FD223 | X0410-X0414   | EC3S-I1324-RX-xx      | X0510-X0514          | EC3P-N9314-RX-xx                |
| 1000W, With Brake, Inc Encoder, Medium Speed, Medium Inertia |         |            | M0621       | MXM-10A1320FD243 |               |                       | X0515-X0519          | EC3P-B9314-RX-xx                |
| 1000W, No Brake, Abs Encoder, Medium Speed, Medium Inertia   |         |            | X0415-X0419 | EC3S-A1324-RX-xx | M0622         | MXM-10A1320LB223      | X0510-X0514          | EC3P-N9314-RX-xx                |
| 1000W, With Brake, Abs Encoder, Medium Speed, Medium Inertia |         |            |             |                  | M0623         | MXM-10A1320LB243      | X0515-X0519          | EC3P-B9314-RX-xx                |
| 1500W, No Brake, Inc Encoder, Medium Speed, Medium Inertia   | D0102   | DX4-115AJA | M0612       | MXM-15A1320FD223 | X0410-X0414   | EC3S-I1324-RX-xx      | X0500-X0504          | EC3P-N9314-RX-xx                |
| 1500W, With Brake, Inc Encoder, Medium Speed, Medium Inertia |         |            | M0613       | MXM-15A1320FD243 |               |                       | X0505-X0509          | EC3P-B9314-RX-xx                |
| 1500W, No Brake, Abs Encoder, Medium Speed, Medium Inertia   |         |            | X0415-X0419 | EC3S-A1324-RX-xx | M0614         | MXM-15A1320LB223      | X0500-X0504          | EC3P-N9314-RX-xx                |
| 1500W, With Brake, Abs Encoder, Medium Speed, Medium Inertia |         |            |             |                  | M0615         | MXM-15A1320LB243      | X0505-X0509          | EC3P-B9314-RX-xx                |
| 2000W, No Brake, Inc Encoder, Medium Speed, Medium Inertia   | D0101   | DX4-120AJA | M0604       | MXM-20A1320FD223 | X0410-X0414   | EC3S-I1324-RX-xx      | X0500-X0504          | EC3P-N9314-RX-xx                |
| 2000W, With Brake, Inc Encoder, Medium Speed, Medium Inertia |         |            | M0605       | MXM-20A1320FD243 |               |                       | X0505-X0509          | EC3P-B9314-RX-xx                |
| 2000W, No Brake, Abs Encoder, Medium Speed, Medium Inertia   |         |            | X0415-X0419 | EC3S-A1324-RX-xx | M0606         | MXM-20A1320LB223      | X0500-X0504          | EC3P-N9314-RX-xx                |
| 2000W, With Brake, Abs Encoder, Medium Speed, Medium Inertia |         |            |             |                  | M0607         | MXM-20A1320LB243      | X0505-X0509          | EC3P-B9314-RX-xx                |
| 3000W, No Brake, Inc Encoder, Medium Speed, Medium Inertia   | D0100   | DX4-130AJA | M0600       | MXM-30A1820FD223 | X0420-X0424   | EC3S-I1424-RX-xx      | X0530-X0534          | EC3P-N9413-RX-xx                |
| 3000W, With Brake, Inc Encoder, Medium Speed, Medium Inertia |         |            | M0601       | MXM-30A1820FD243 |               |                       | X0530-X0534<br>X0707 | EC3P-N9413-RX-xx<br>MC10-SP2S-S |
| 3000W, No Brake, Abs Encoder, Medium Speed, Medium Inertia   |         |            | X0425-X0429 | EC3S-A1424-RX-xx | M0602         | MXM-30A1820LA223      | X0530-X0534          | EC3P-N9413-RX-xx                |
| 3000W, With Brake, Abs Encoder, Medium Speed, Medium Inertia |         |            |             |                  | M0603         | MXM-30A1820LA243      | X0530-X0534<br>X0707 | EC3P-N9413-RX-xx<br>MC10-SP2S-S |
|  |         |            |             |                  |               | RX:shielded, flexible |                      | RX:unshielded, flexible         |



A MEMBER OF THE **ESTUN** GROUP



# TRIO MOTION TECHNOLOGY DX4 SERVO PACKAGES

Trio Motion Technology specialises in advanced motion control as a core, providing a range of *Motion Coordinators*, drives and motors, expansion interfaces, I/O modules and HMI's built on *Motion-ix* technologies and designed to enable the control of industrial machines with the minimum of external components.

In support of the Trio concept, we aim to offer the best technical support by telephone, email, our comprehensive website and training courses held throughout the year. Please look at our web site for details.

[www.triomotion.com](http://www.triomotion.com)



TRIO MOTION TECHNOLOGY  
UK | USA | CHINA | INDIA  
[WWW.TRIMOTION.COM](http://WWW.TRIMOTION.COM)

©Trio Motion Technology 2021. All Trademarks are acknowledged.  
Specifications may be subject to change without notice. E & O.E.

Version 3-DX4 Servo Packages brochure-2022